

SCL-600/620/630

Ultrasonic time-transit flow meter

865B043E

TECHNICAL DATA

Display: **back lighted graphic LCD 2x16**
Custom parameters memory: **EEPROM**
Technology: **digital with micro-pFlash**
Flow velocity range: **$\pm 0,01\text{m/s} \div \pm 12\text{m/s}$**
Accuracy: **$\pm 1,0\%$ SCL600; $\pm 1,5\%$ SCL620/630**
SCL working temperature: **$-10^{\circ}\text{C} \div +45^{\circ}\text{C}$; hum. $<85\%$ (RH)**
Transducer temperature range: **$0^{\circ}\text{C} \div +150^{\circ}\text{C}$**
Transducer types: **clamp-on; insertion (wetted)**
Analog output: **0+10mA; 0+20mA; 4+20mA**
Switching output: **cumulative flow**
Serial port: **RS485**
Printer (optional): **thermal sensitive mini printer**



SCL-630

Portable version with built-in rec. battery

- Digital flowmeter system, compact, wall mounted, front panel and portable version (SCL630)**
- SCL6_0 consists of 2 parts: conversion unit and clamped-on or inserted type ultrasonic transducer**
- Thanks to its use of advanced multi pulse, Digital Signal Processing (DSP) techniques, the meter is noticeably high in measuring accuracy**
- Simultaneous display of flowrate and cumulative volume data**
- Up to 512 sets of data, can be readily stored during measurement (data logger pulse)**
- Analog signal, switching signal and RS485 serial port are the available conversion unit output (with the exception of the SCL630)**



SCL-600/620A

Wall-mounted version



SCL-600/620B

Front panel mounted version



SCL-600/620C

Pipe mounted version



applied solution for the application

SCL-600

Technical data

SCL-600 CONVERSION UNIT

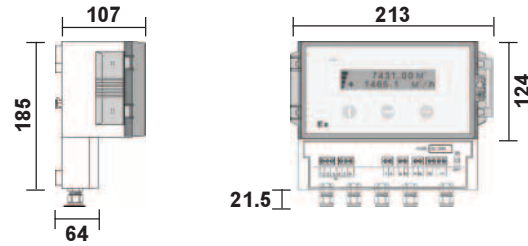
Power supply:	230Vac 50÷60Hz ±15% 10W; 5÷36Vdc 1A
Weight:	..A 1.4Kg; ..B 0.9Kg; ..C 2.6Kg
Display:	back lighted graphic LCD 2x16
Keyboard:	1 x 3 pushbuttons
Data display:	instantaneous flowrate; cumulative flowrate; cumulative running time
Custom parameters memory:	EEPROM
Data storage:	cumulative flow rate; cumulative running time
Technology:	digital with micro-pFlash
Fluids measured:	homogeneous fluids even with a content of suspended matters (<10g/l; <ø1mm)
Flow velocity:	±0,01m/s ÷ ±12m/s
Accuracy:	±1.5%
Mechanical protection:	..A IP65; ..B IP51; ..C IP65
Working temperature:	10°C ÷ +45°C; hum. <85% (RH)
Analog output:	0÷10mA; 0÷20mA; 4÷20mA
Analog signal max. load:	600ohm
Switching output:	cumulative flow
Serial port:	RS485; baud rate 4800;
Printer (optional):	thermal sensitive mini printer

INSERTED TYPE TRANSDUCER

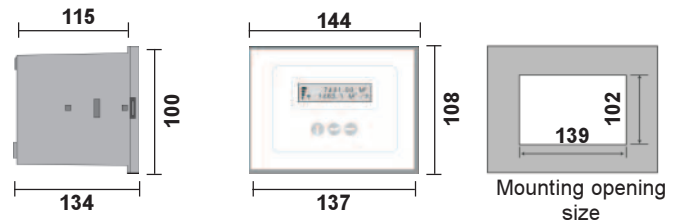
Pipe size:	DN100 ÷ DN3000
Wall thickness/trasd. ver.:	<30mm, standard trans.; <70mm: trasd. with 40mm extension <110mm: trasd. with 80mm extension <150mm: trasd. with 120mm extension
Material:	1Cr18Ni9Ti
Max. pressurebearing capacity:	max. pressure in pipe at local places <20bar; immersion depth of transducer <3m
Working temperature:	0 ÷ +150°C
Ambient temperature of cable:	-40 ÷ +70°C
Weight:	3.5Kg, 10M cable included
Mechanical protection:	IP68
Transducer version:	Standard; with 40mm extension; with 80mm extension; with 1200mm extension

Dimension

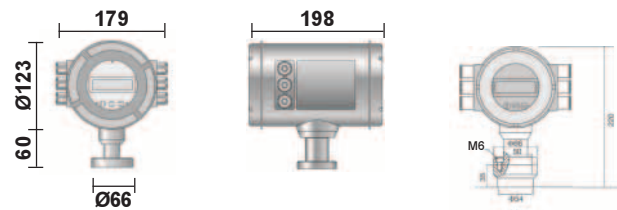
SCL-600A wall-mounted version




SCL-600B front panel mounted version




SCL-600C pipe mounted version



Standard inserted type transducer



Inserted type transducer with extension



Technical data

SCL-620 CONVERSION UNIT

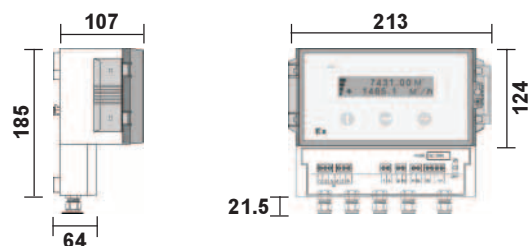
Power supply:	230Vac 50+60Hz \pm 15% 10W; 5+36Vdc 1A
Weight:	..A 1.4Kg; ..B 0.9Kg; ..C 2.6Kg
Display:	back lighted graphic LCD 2x16
Keyboard:	1 x 3 pushbuttons
Data display:	instantaneous flowrate; cumulative flowrate; cumulative running time
Custom parameters memory:	EEPROM
Data storage:	cumulative flow rate; cumulative running time
Technology:	digital with micro-pFlash
Fluids measured:	homogeneous fluids even with a content of suspended matters (<10g/l; < ϕ 1mm)
Flow velocity:	\pm 0,01m/s \pm 12m/s
Accuracy:	\pm 1.5%
Mechanical protection:	..A IP65; ..B IP51; ..C IP65
Working temperature:	10°C \pm +45°C; hum. <85% (RH)
Analog output:	0÷10mA; 0÷20mA; 4÷20mA
Analog signal max. load:	600ohm
Switching output:	cumulative flow
Serial port:	RS485; baud rate 4800;
Printer (optional):	thermal sensitive mini printer

CLAMP-ON TYPE TRANSDUCER

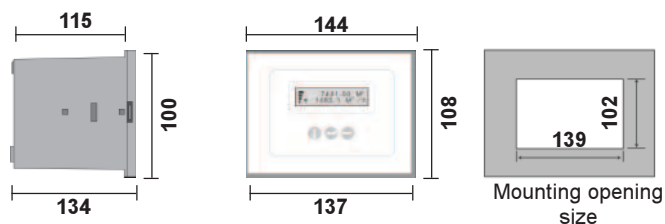
Pipe size:	DN25 ÷ DN2000
Material:	1Cr18Ni9Ti
Max. pressurebearing capacity:	no restriction on pressure in pipe; immersion depth of transducer <3m
Working temperature:	0 ÷ +150°C
Ambient temperature of cable:	-40 ÷ +70°C
Weight:	2Kg, 10m cable included
Mechanical protection:	IP68

Dimension

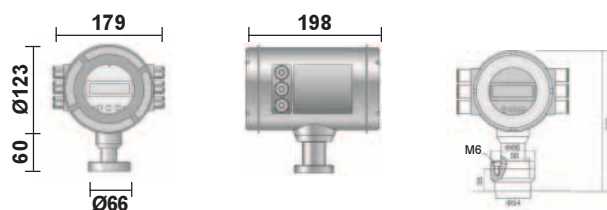
SCL-620A wall-mounted version



SCL-620B front panel mounted version




SCL-620C pipe mounted version



Clamp-on transducer



Mounting example



SCL-630

Technical data

SCL-630 CONVERSION UNIT

Conversion unit power source:

3.6Vdc built-in Ni-MH re. bat.; <3W; serves time >5h

Power adaptor power source: **input 230Vac;**
constant current supply to converter 1.2A;
supply to printer 9÷14Vdc

Printer power source: **9÷14Vdc; <12W**

Display: **back lighted graphic LCD 2x16**

Keyboard: **1 x 3 pushbuttons**

Data display: **instantaneous flowrate;**
cumulative flowrate; cumulative running time

Custom parameters memory: **EEPROM**

Data storage: **cumulative flow rate;**
cumulative running time

Technology: **digital with micro-pFlash**

Printer: **thermal sensitive mini printer**

Pipe size: **DN25 ÷ DN2000**

Fluids measured: **homogeneous fluids even with**
a content of suspended matters (<10g/l; <ø1mm)

Flow velocity: **±0,01m/s ÷ ±12m/s**

Accuracy: **±1.5%**

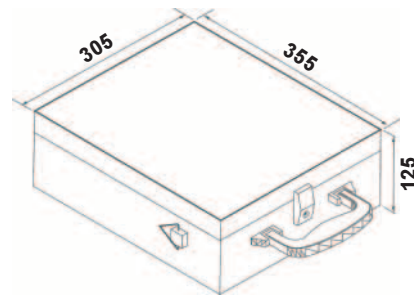
SCL working temperature:

10°C ÷ +45°C; hum. <85% (RH)

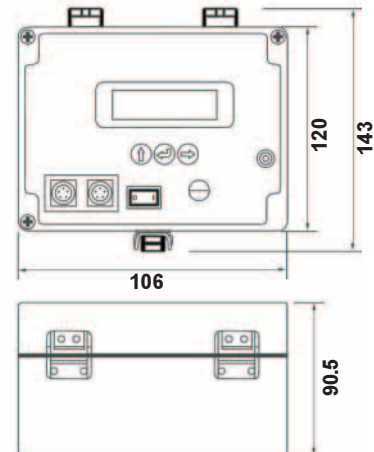
Transducer temperature range: **0°C ÷ +150°C**

Dimension


Packing case (Kg 2)



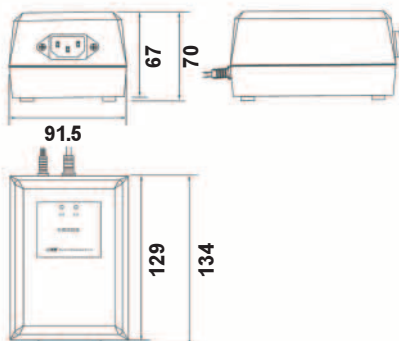
Conversion unit (Kg 1.15)



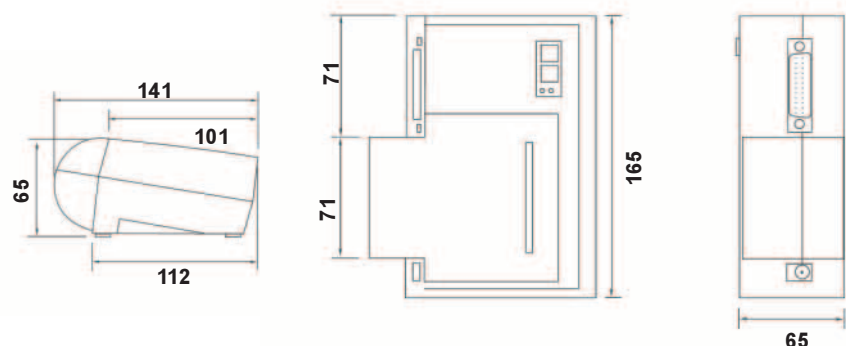
SCL-630 IP68 clamp-on transducer



Power adaptor (Kg 0.86)



Printer (Kg 0.4)



SGM LEKTRA s.r.l.

Via Papa Giovanni XXIII, 49
20090 Rodano (Milano)
tel. ++39 0295328257 r.a.
fax ++39 0295328321
e-mail: info@sgm-lektra.com
web: www.sgm-lektra.com